


# 4900


HAND DRAWN  
WIDE TRACK

# 4900



**G-RAIL<sup>®</sup>**  
ALUMINIUM RAIL

> *by Goelst*



**Specially designed for recessing into timber, profile 4900 provides a clear visual aspect.**

This discreet profile is secured into place using special Torx head screws.

Multi-tracks can be recessed to enhance sheer and dress curtain arrangements.

**Standard colours:** White RAL 9010, natural. Special colours on request.

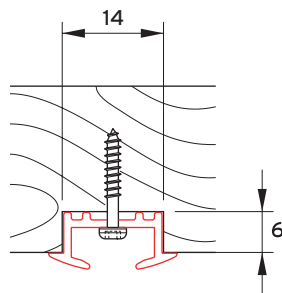
**HAND DRAWN  
WIDE TRACK**

# 4900



# 4900 > Recessed t discreet ap

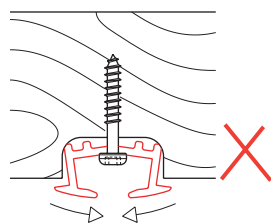
## Installation



### Recessed into timber

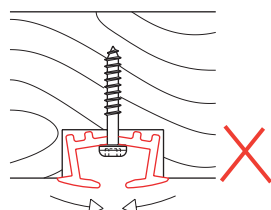
**Correct:**

Correctly fixed profile with critical dimensions.  
Fixing advice: With curved rails, first bend the profile then use as a template for the rebate.



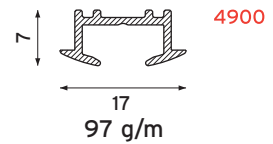

**Incorrect:**

To avoid profile deformity, ensure the rebate has square internal corners.



**Incorrect:**

To avoid profile deformity, ensure the rebate is precisely 6 mm deep.



## Specification Guide

### Material:

Aluminium 606035-T6-F22. (Higher specification than DIN 1725).  
Shape and size tolerances are in accordance with DIN 17615. White RAL 9010 powder coated in accordance with the Qualicoat standard.  
Special colours on request.  
Profile weight: 97 g/m.

### Accessories:

Gliders 4010 at 10 - 16 per metre with 2 end stops 4001 and 1 spring stop 4003 per length.

### Installation:

Ceiling fixing with torx screw 2413. - 2.5 mm dia. pre-punched holes at 15 cm centres.

### Bending:

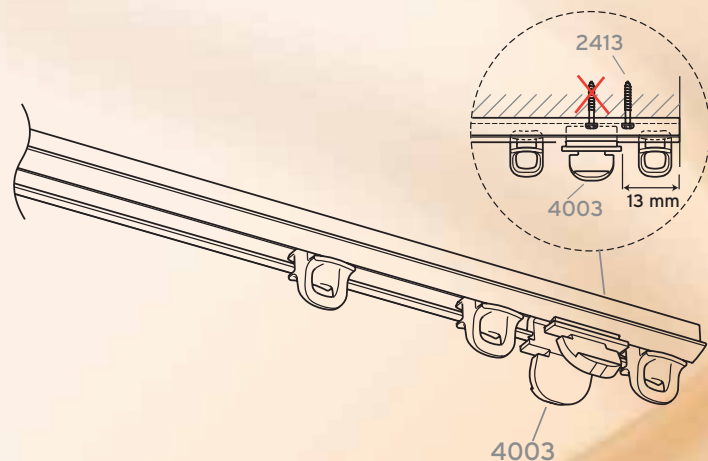
Minimum radius 10 cm. Bending machine 1012 or 1015.

### G-Standard (bracket fixing guide)

Punch hole distance (cm)	Load (kg)			
	2	4	6	8
4900 15	0,05	0,10	0,15	0,20
30	0,25	0,50	0,85	1,15

# rack for pearance.




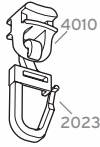

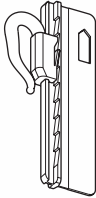





### Product example



Tracks can be slotted for ease of adding extra gliders.  
Using spring stop 4003, the last glider 4010 becomes trapped between the spring stop and the end of the recess or the wall.

# Components


Product design and specification changes reserved.


CURTAIN TRANSPORT			
	<b>4001</b> endstop colours: B - G - W		<b>2023<sup>Ⓧ</sup></b> synth. hook
	<b>4003</b> spring stop		<b>4025</b> glider 4010 with hook 2023
	<b>4010<sup>Ⓟ</sup></b> glider (on strip) colours: B - G - W - ZW		<b>2024-55</b> adjustable sew-in hook
	<b>2020</b> double hook		
	<b>2021</b> G-hook	<b>CEILING FIXING</b>	
	<b>2022</b> curtain hook		<b>2413</b> Torx screw 13mm (standard packing) incl. bit
			<b>1002-TX6-25</b> Torx bit


**HAND DRAWN  
WIDE TRACK**

# 4900

B = Brown  
G = Gold  
W = White  
ZW = Black

 = Standard item

 = Registered design

 = Patented design

**G-RAIL<sup>®</sup>**



4900



Space for dealer address

03/2004