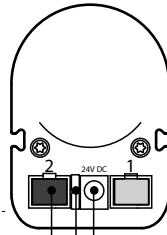
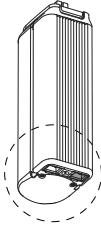
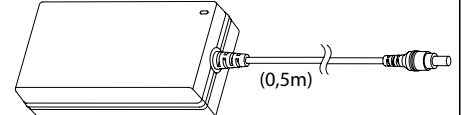


- > 6200/6300/6500/6600/6700
- > standard power supplies
- > for operation using:
  - momentary switch
  - relay



**1 x connector for 24V DC power plug**

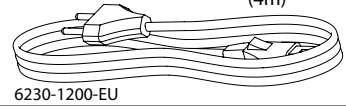
- > for 6200
- > for 6500
- > for 6700



> 2,1 A

6230-1100 (4m)

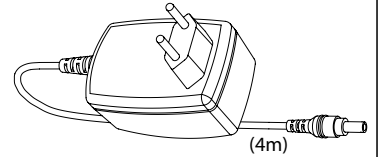
> also available in UK version



6230-1200-EU

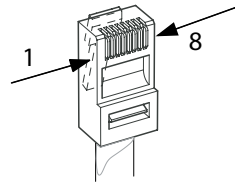
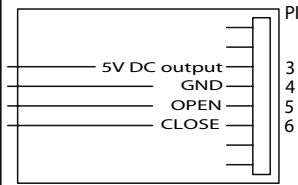
- > for 6300
- > for 6600

> 0,8 A  
> also available in UK version



6330-1000-EU (4m)

**Connector for RJ45 plug (type B) connector 2 (black)**



connect wires necessary only

LED/button

Switching	
0	Open and close should not be activated simultaneously. If so, the motorunit will switch to the programming mode;
0	pulse < 1,2 sec: - automatic complete open/close - stop
0	pulse > 1,2 sec: the system runs until button is released or when the end position is reached
0	Bounce time lower than 0,04 sec required.
0	The switching current is +/- 5,5mA;
0	24V out pin2 and pin4: max. 2,4VA
0	Potential free switching only

